

<p>BOARD OF ASSESSMENT APPEALS, STATE OF COLORADO 1313 Sherman Street, Room 315 Denver, Colorado 80203</p>	<p>Docket Number: 47085</p>
<p>Petitioner: OAKWOOD HOMES ET AL,</p> <p>v.</p> <p>Respondent: DOUGLAS COUNTY BOARD OF EQUALIZATION.</p>	
<p>ORDER ON STIPULATION</p>	

THE PARTIES TO THIS ACTION entered into a Stipulation, which has been approved by the Board of Assessment Appeals. A copy of the Stipulation is attached and incorporated as a part of this decision.

FINDINGS OF FACT AND CONCLUSIONS:

1. Subject property is described as follows:

County Schedule No.: R0462467+356

Category: Valuation Property Type: Vacant Land
2. Petitioner is protesting the 2006 actual value of the subject property.
3. The parties agreed that the 2006 actual value of the subject property should be reduced to:

Total Value: \$6,739,116

(Reference Attached Stipulation)
4. The Board concurs with the Stipulation.

ORDER:

Respondent is ordered to reduce the 2006 actual value of the subject property, as set forth above.


The Douglas County Assessor is directed to change his/her records accordingly.

DATED AND MAILED this 16th day of January 2009.

BOARD OF ASSESSMENT APPEALS


This decision was put on record

January 15, 2009



Karen E. Hart

I hereby certify that this is a true and correct copy of the decision of the Board of Assessment Appeals.



Debra A. Baumbach



Toni Rigirozzi



**BOARD OF ASSESSMENT APPEALS,
STATE OF COLORADO**

1313 Sherman Street, Room 315
Denver, Colorado 80203

2009 JUN 14 PM 2:24

Petitioner:

OAKWOOD HOMES, ET AL.,

v.

Respondent:

**DOUGLAS COUNTY BOARD OF
EQUALIZATION.**

Docket Number: **47085**

Schedule Nos.:
R0462467+356

Attorney for Respondent:

Michelle B. Whisler
Senior Assistant County Attorney
Office of the County Attorney
Douglas County, Colorado
100 Third Street
Castle Rock, Colorado 80104
Phone Number: 303-660-7414
FAX Number: 303-688-6596
E-mail: attorney@douglas.co.us
Atty. Reg. #: 30037

STIPULATION (As to Tax Year 2006 Actual Values)

Petitioner and Respondent hereby enter into this Stipulation regarding the tax year 2006 valuations of the subject properties, and jointly move the Board of Assessment Appeals to enter its order based on this Stipulation.

The Petitioner and Respondent agree and stipulate as follows:

1. The properties subject to this Stipulation are described as set forth in the County Schedule Numbers on the Attachment to this Stipulation.
2. The subject properties are classified as Vacant Land property.

3. Attachment A reflects the actual values of the subject properties, as assigned by the Assessor for tax year 2006.

4. Attachment A further reflects the actual values of the subject properties after a timely appeal, as assigned by the Board of Equalization.

5. After further review and negotiation, the Petitioner and the Respondent agree to the following tax year 2006 actual values of the subject properties, as also shown on Attachment A.


6. The valuations, as established on Attachment A, shall be binding only with respect to tax year 2006.


7. Brief Narrative as to why the reductions were made:

As reflected in Attachment A, a change is recommended on 142 of the 357 lots based on a review of market sales information from comparable properties. Ninety-one parcels are excluded from this appeal based upon New Growth consideration. No change in value is made to the remaining parcels.

8. Both parties agree that the hearing scheduled before the Board of Assessment Appeals on September 5, 2008 at 1:00 p.m. be vacated.

DATED this 13th day of January, 2009.
~~December, 2008.~~


TODD J. STEVENS
Agent for Petitioner
Stevens & Associates Cost Reduction Specialists
640 Plaza Drive, Suite 290
Littleton, CO 80129
303-347-1878


MICHELLE B. WHISLER, #30037
Senior Assistant County Attorney
for Respondent DOUGLAS COUNTY
BOARD OF EQUALIZATION
100 Third Street
Castle Rock, CO 80104
303-660-7414

Docket Number 47085

EXHIBIT A
Oakwood Homes et al.
Docket No. 47085

Acct #	Assessor Value	CBOE Value	2006 Value Change After CBOE	Current 2006 Value After CBOE & 7/1 New Growth	Recommended Value	Value Difference from Current 2006 Value to BAA Stip 2006 Value	Tax Reduction
R0458031	\$36,340	\$36,340	\$36,340	\$36,340	\$36,340	\$0	0.00
R0458038	\$31,600	\$31,600	\$31,600	\$31,600	\$31,600	\$0	0.00
R0458040	\$36,340	\$36,340	\$36,340	N/A	N/A	7/1/2006 NEW GROWTH	N/A
R0458041	\$36,340	\$36,340	\$36,340	\$36,340	\$36,340	\$0	0.00
R0458042	\$36,340	\$36,340	\$36,340	\$36,340	\$36,340	\$0	0.00
R0458043	\$36,340	\$36,340	\$36,340	\$36,340	\$36,340	\$0	0.00
R0458048	\$36,340	\$36,340	\$36,340	N/A	N/A	7/1/2006 NEW GROWTH	N/A
R0458054	\$36,340	\$36,340	\$36,340	\$36,340	\$36,340	\$0	0.00
R0458056	\$36,340	\$36,340	\$36,340	\$36,340	\$36,340	\$0	0.00
R0458057	\$36,340	\$36,340	\$36,340	\$36,340	\$36,340	\$0	0.00
R0458058	\$36,340	\$36,340	\$36,340	\$36,340	\$36,340	\$0	0.00
R0458060	\$36,340	\$36,340	\$36,340	N/A	N/A	7/1/2006 NEW GROWTH	N/A
R0458061	\$29,072	\$29,072	\$29,072	N/A	N/A	7/1/2006 NEW GROWTH	N/A
R0458062	\$36,340	\$36,340	\$36,340	\$36,340	\$36,340	\$0	0.00
R0458063	\$36,340	\$36,340	\$36,340	\$36,340	\$36,340	\$0	0.00
R0458064	\$36,340	\$36,340	\$36,340	\$36,340	\$36,340	\$0	0.00
R0458065	\$36,340	\$36,340	\$36,340	\$36,340	\$36,340	\$0	0.00
R0458066	\$36,340	\$36,340	\$36,340	\$36,340	\$36,340	\$0	0.00
R0458067	\$36,340	\$36,340	\$36,340	\$36,340	\$36,340	\$0	0.00
R0458068	\$36,340	\$36,340	\$36,340	\$36,340	\$36,340	\$0	0.00
R0458069	\$36,340	\$36,340	\$36,340	\$36,340	\$36,340	\$0	0.00
R0458070	\$36,340	\$36,340	\$36,340	\$36,340	\$36,340	\$0	0.00
R0458071	\$36,340	\$36,340	\$36,340	\$36,340	\$36,340	\$0	0.00
R0458072	\$36,340	\$36,340	\$36,340	\$36,340	\$36,340	\$0	0.00
R0458073	\$36,340	\$36,340	\$36,340	\$36,340	\$36,340	\$0	0.00
R0458074	\$36,340	\$36,340	\$36,340	\$36,340	\$36,340	\$0	0.00
R0458075	\$36,340	\$36,340	\$36,340	\$36,340	\$36,340	\$0	0.00
R0458076	\$36,340	\$36,340	\$36,340	\$36,340	\$36,340	\$0	0.00
R0458077	\$36,340	\$36,340	\$36,340	\$36,340	\$36,340	\$0	0.00
R0458078	\$36,340	\$36,340	\$36,340	\$36,340	\$36,340	\$0	0.00
R0458079	\$36,340	\$36,340	\$36,340	\$36,340	\$36,340	\$0	0.00
R0458080	\$36,340	\$36,340	\$36,340	\$36,340	\$36,340	\$0	0.00
R0458081	\$36,340	\$36,340	\$36,340	\$36,340	\$36,340	\$0	0.00
R0458082	\$36,340	\$36,340	\$36,340	\$36,340	\$36,340	\$0	0.00
R0458083	\$36,340	\$36,340	\$36,340	\$36,340	\$36,340	\$0	0.00
R0458087	\$31,600	\$31,600	\$31,600	\$31,600	\$31,600	\$0	0.00
R0458088	\$36,340	\$36,340	\$36,340	\$36,340	\$36,340	\$0	0.00
R0458089	\$29,072	\$29,072	\$29,072	\$29,072	\$29,072	\$0	0.00
R0458090	\$29,072	\$29,072	\$29,072	\$29,072	\$29,072	\$0	0.00
R0458091	\$29,072	\$29,072	\$29,072	\$29,072	\$29,072	\$0	0.00
R0458092	\$29,072	\$29,072	\$29,072	\$29,072	\$29,072	\$0	0.00
R0458093	\$29,072	\$29,072	\$29,072	\$29,072	\$29,072	\$0	0.00
R0458094	\$29,072	\$29,072	\$29,072	\$29,072	\$29,072	\$0	0.00

Acct #	Assessor Value	CBOE Value	2006 Value Change After CBOE	Current 2006 Value After CBOE & 7/1 New Growth	Recommended Value	Value Difference from Current 2006 Value to BAA Stip 2006 Value	Tax Reduction
R0458095	\$29,072	\$29,072	\$29,072	\$29,072	\$29,072	\$0	0.00
R0458096	\$29,072	\$29,072	\$29,072	\$29,072	\$29,072	\$0	0.00
R0458097	\$29,072	\$29,072	\$29,072	\$29,072	\$29,072	\$0	0.00
R0458098	\$25,280	\$25,280	\$25,280	\$25,280	\$25,280	\$0	0.00
R0458099	\$25,280	\$25,280	\$25,280	\$25,280	\$25,280	\$0	0.00
R0458100	\$29,072	\$29,072	\$29,072	\$29,072	\$29,072	\$0	0.00
R0458101	\$29,072	\$29,072	\$29,072	\$29,072	\$29,072	\$0	0.00
R0458102	\$29,072	\$29,072	\$29,072	\$29,072	\$29,072	\$0	0.00
R0458103	\$29,072	\$29,072	\$29,072	\$29,072	\$29,072	\$0	0.00
R0458104	\$29,072	\$29,072	\$29,072	\$29,072	\$29,072	\$0	0.00
R0458105	\$29,072	\$29,072	\$29,072	\$29,072	\$29,072	\$0	0.00
R0458106	\$29,072	\$29,072	\$29,072	\$29,072	\$29,072	\$0	0.00
R0458148	\$25,280	\$25,280	\$18,959	\$18,959	\$15,851	\$3,108	96.83
R0458149	\$25,280	\$25,280	\$18,959	\$18,959	\$14,266	\$4,693	146.21
R0458150	\$25,280	\$25,280	\$18,959	\$18,959	\$14,266	\$4,693	146.21
R0458151	\$25,280	\$25,280	\$18,959	\$18,959	\$15,851	\$3,108	96.83
R0458152	\$25,280	\$25,280	\$18,959	\$18,959	\$14,266	\$4,693	146.21
R0458153	\$25,280	\$25,280	\$18,959	\$18,959	\$14,266	\$4,693	146.21
R0458154	\$25,280	\$25,280	\$18,959	\$18,959	\$14,266	\$4,693	146.21
R0458155	\$25,280	\$25,280	\$18,959	\$18,959	\$14,266	\$4,693	146.21
R0458156	\$25,280	\$25,280	\$18,959	\$18,959	\$15,851	\$3,108	96.83
R0458157	\$25,280	\$25,280	\$18,959	\$18,959	\$15,851	\$3,108	96.83
R0458158	\$25,280	\$25,280	\$18,959	\$18,959	\$15,851	\$3,108	96.83
R0458165	\$31,600	\$31,600	\$31,600	\$31,600	\$15,851	\$15,749	490.66
R0458166	\$25,280	\$25,280	\$25,280	\$25,280	\$14,266	\$11,014	343.14
R0458167	\$25,280	\$25,280	\$25,280	\$25,280	\$14,266	\$11,014	343.14
R0458168	\$31,600	\$31,600	\$31,600	\$31,600	\$15,851	\$15,749	490.66
R0458169	\$25,280	\$25,280	\$25,280	N/A	N/A	7/1/2006 NEW GROWTH	N/A
R0458170	\$25,280	\$25,280	\$25,280	N/A	N/A	7/1/2006 NEW GROWTH	N/A
R0458171	\$25,280	\$25,280	\$25,280	N/A	N/A	7/1/2006 NEW GROWTH	N/A
R0458172	\$25,280	\$25,280	\$25,280	N/A	N/A	7/1/2006 NEW GROWTH	N/A
R0458173	\$25,280	\$25,280	\$25,280	\$25,280	\$15,851	\$9,429	293.76
R0458174	\$25,280	\$25,280	\$25,280	\$25,280	\$14,266	\$11,014	343.14
R0458175	\$25,280	\$25,280	\$25,280	\$25,280	\$14,266	\$11,014	343.14
R0458176	\$25,280	\$25,280	\$25,280	\$25,280	\$14,266	\$11,014	343.14
R0458177	\$25,280	\$25,280	\$25,280	\$25,280	\$14,266	\$11,014	343.14
R0458178	\$25,280	\$25,280	\$25,280	\$25,280	\$14,266	\$11,014	343.14
R0458179	\$25,280	\$25,280	\$25,280	\$25,280	\$14,266	\$11,014	343.14
R0458180	\$25,280	\$25,280	\$25,280	\$25,280	\$14,266	\$11,014	343.14
R0458189	\$25,280	\$25,280	\$25,280	\$25,280	\$15,851	\$9,429	293.76
R0458190	\$25,280	\$25,280	\$25,280	\$25,280	\$15,851	\$9,429	293.76
R0458191	\$31,600	\$31,600	\$31,600	\$31,600	\$15,851	\$15,749	490.66
R0458192	\$31,600	\$31,600	\$31,600	\$31,600	\$15,851	\$15,749	490.66
R0458193	\$31,600	\$31,600	\$31,600	\$31,600	\$15,851	\$15,749	490.66
R0458194	\$31,600	\$31,600	\$31,600	\$31,600	\$15,851	\$15,749	490.66
R0458195	\$31,600	\$31,600	\$31,600	\$31,600	\$15,851	\$15,749	490.66
R0458196	\$25,280	\$25,280	\$25,280	\$25,280	\$15,851	\$9,429	293.76

Acct #	Assessor Value	CBOE Value	2006 Value Change After CBOE	Current 2006 Value After CBOE & 7/1 New Growth	Recommended Value	Value Difference from Current 2006 Value to BAA Stip 2006 Value	Tax Reduction
R0458197	\$25,280	\$25,280	\$25,280	\$25,280	\$14,266	\$11,014	343.14
R0458198	\$25,280	\$25,280	\$25,280	\$25,280	\$14,266	\$11,014	343.14
R0458199	\$25,280	\$25,280	\$25,280	\$25,280	\$14,266	\$11,014	343.14
R0458200	\$25,280	\$25,280	\$25,280	\$25,280	\$14,266	\$11,014	343.14
R0458201	\$25,280	\$25,280	\$25,280	\$25,280	\$14,266	\$11,014	343.14
R0458202	\$25,280	\$25,280	\$25,280	\$25,280	\$14,266	\$11,014	343.14
R0458203	\$25,280	\$25,280	\$25,280	\$25,280	\$14,266	\$11,014	343.14
R0458204	\$25,280	\$25,280	\$25,280	\$25,280	\$14,266	\$11,014	343.14
R0458205	\$25,280	\$25,280	\$25,280	\$25,280	\$14,266	\$11,014	343.14
R0458206	\$25,280	\$25,280	\$25,280	\$25,280	\$15,851	\$9,429	293.76
R0458207	\$25,280	\$25,280	\$25,280	\$25,280	\$14,266	\$11,014	343.14
R0458208	\$25,280	\$25,280	\$25,280	\$25,280	\$14,266	\$11,014	343.14
R0458210	\$25,280	\$25,280	\$25,280	\$25,280	\$14,266	\$11,014	343.14
R0458211	\$25,280	\$25,280	\$25,280	\$25,280	\$14,266	\$11,014	343.14
R0458212	\$25,280	\$25,280	\$25,280	\$25,280	\$14,266	\$11,014	343.14
R0458213	\$25,280	\$25,280	\$25,280	\$25,280	\$14,266	\$11,014	343.14
R0458214	\$25,280	\$25,280	\$25,280	\$25,280	\$14,266	\$11,014	343.14
R0458215	\$25,280	\$25,280	\$25,280	N/A	N/A	7/1/2006 NEW GROWTH	N/A
R0458216	\$25,280	\$25,280	\$25,280	N/A	N/A	7/1/2006 NEW GROWTH	N/A
R0458217	\$25,280	\$25,280	\$25,280	N/A	N/A	7/1/2006 NEW GROWTH	N/A
R0458218	\$25,280	\$25,280	\$25,280	N/A	N/A	7/1/2006 NEW GROWTH	N/A
R0458219	\$25,280	\$25,280	\$25,280	N/A	N/A	7/1/2006 NEW GROWTH	N/A
R0458220	\$25,280	\$25,280	\$25,280	N/A	N/A	7/1/2006 NEW GROWTH	N/A
R0458222	\$31,600	\$31,600	\$31,600	N/A	N/A	7/1/2006 NEW GROWTH	N/A
R0458237	\$25,280	\$25,280	\$25,280	\$25,280	\$25,280	\$0	0.00
R0458246	\$36,340	\$36,340	\$36,340	\$36,340	\$36,340	\$0	0.00
R0458247	\$36,340	\$36,340	\$36,340	\$36,340	\$36,340	\$0	0.00
R0458248	\$36,340	\$36,340	\$36,340	\$36,340	\$36,340	\$0	0.00
R0458249	\$36,340	\$36,340	\$36,340	\$36,340	\$36,340	\$0	0.00
R0458250	\$36,340	\$36,340	\$36,340	\$36,340	\$36,340	\$0	0.00
R0458251	\$36,340	\$36,340	\$36,340	\$36,340	\$36,340	\$0	0.00
R0458252	\$36,340	\$36,340	\$36,340	\$36,340	\$36,340	\$0	0.00
R0458253	\$31,600	\$31,600	\$31,600	N/A	N/A	7/1/2006 NEW GROWTH	N/A
R0458254	\$31,600	\$31,600	\$31,600	N/A	N/A	7/1/2006 NEW GROWTH	N/A
R0458255	\$36,340	\$36,340	\$36,340	N/A	N/A	7/1/2006 NEW GROWTH	N/A
R0458256	\$36,340	\$36,340	\$36,340	N/A	N/A	7/1/2006 NEW GROWTH	N/A
R0458257	\$31,600	\$31,600	\$31,600	\$31,600	\$31,600	\$0	0.00
R0458258	\$31,600	\$31,600	\$31,600	\$31,600	\$31,600	\$0	0.00
R0458259	\$31,600	\$31,600	\$31,600	\$31,600	\$31,600	\$0	0.00
R0458260	\$31,600	\$31,600	\$31,600	\$31,600	\$31,600	\$0	0.00
R0458261	\$31,600	\$31,600	\$31,600	\$31,600	\$31,600	\$0	0.00
R0458262	\$31,600	\$31,600	\$31,600	\$31,600	\$31,600	\$0	0.00
R0458263	\$31,600	\$31,600	\$31,600	\$31,600	\$31,600	\$0	0.00
R0458264	\$31,600	\$31,600	\$31,600	\$31,600	\$31,600	\$0	0.00
R0458265	\$31,600	\$31,600	\$31,600	\$31,600	\$31,600	\$0	0.00
R0458266	\$31,600	\$31,600	\$31,600	\$31,600	\$31,600	\$0	0.00
R0458267	\$31,600	\$31,600	\$31,600	\$31,600	\$31,600	\$0	0.00

Acct #	Assessor Value	CBOE Value	2006 Value Change After CBOE	Current 2006 Value After CBOE & 7/1 New Growth	Recommended Value	Value Difference from Current 2006 Value to BAA Stip 2006 Value	Tax Reduction
R0458268	\$31,600	\$31,600	\$31,600	\$31,600	\$31,600	\$0	0.00
R0458269	\$31,600	\$31,600	\$31,600	\$31,600	\$31,600	\$0	0.00
R0458270	\$31,600	\$31,600	\$31,600	\$31,600	\$31,600	\$0	0.00
R0458271	\$31,600	\$31,600	\$31,600	\$31,600	\$31,600	\$0	0.00
R0458272	\$31,600	\$31,600	\$31,600	\$31,600	\$31,600	\$0	0.00
R0458273	\$31,600	\$31,600	\$31,600	\$31,600	\$31,600	\$0	0.00
R0458274	\$31,600	\$31,600	\$31,600	\$31,600	\$31,600	\$0	0.00
R0458275	\$31,600	\$31,600	\$31,600	\$31,600	\$31,600	\$0	0.00
R0458276	\$31,600	\$31,600	\$31,600	\$31,600	\$31,600	\$0	0.00
R0458277	\$31,600	\$31,600	\$31,600	\$31,600	\$31,600	\$0	0.00
R0458278	\$31,600	\$31,600	\$31,600	\$31,600	\$31,600	\$0	0.00
R0458279	\$31,600	\$31,600	\$31,600	\$31,600	\$31,600	\$0	0.00
R0458280	\$31,600	\$31,600	\$31,600	\$31,600	\$31,600	\$0	0.00
R0458281	\$31,600	\$31,600	\$31,600	\$31,600	\$31,600	\$0	0.00
R0458282	\$31,600	\$31,600	\$31,600	\$31,600	\$31,600	\$0	0.00
R0458283	\$36,340	\$36,340	\$36,340	\$36,340	\$36,340	\$0	0.00
R0458284	\$36,340	\$36,340	\$36,340	\$36,340	\$36,340	\$0	0.00
R0458285	\$36,340	\$36,340	\$36,340	\$36,340	\$36,340	\$0	0.00
R0458287	\$31,600	\$31,600	\$31,600	\$31,600	\$31,600	\$0	0.00
R0458288	\$31,600	\$31,600	\$31,600	\$31,600	\$31,600	\$0	0.00
R0458289	\$31,600	\$31,600	\$31,600	N/A	N/A	7/1/2006 NEW GROWTH	N/A
R0458290	\$31,600	\$31,600	\$31,600	\$31,600	\$31,600	\$0	0.00
R0458291	\$31,600	\$31,600	\$31,600	N/A	N/A	7/1/2006 NEW GROWTH	N/A
R0458292	\$31,600	\$31,600	\$31,600	\$31,600	\$31,600	\$0	0.00
R0458293	\$31,600	\$31,600	\$31,600	N/A	N/A	7/1/2006 NEW GROWTH	N/A
R0458294	\$31,600	\$31,600	\$31,600	\$31,600	\$31,600	\$0	0.00
R0458295	\$31,600	\$31,600	\$31,600	\$31,600	\$31,600	\$0	0.00
R0458296	\$31,600	\$31,600	\$31,600	\$31,600	\$31,600	\$0	0.00
R0458297	\$31,600	\$31,600	\$31,600	\$31,600	\$31,600	\$0	0.00
R0458298	\$31,600	\$31,600	\$31,600	\$31,600	\$31,600	\$0	0.00
R0458299	\$31,600	\$31,600	\$31,600	\$31,600	\$31,600	\$0	0.00
R0458300	\$31,600	\$31,600	\$31,600	\$31,600	\$31,600	\$0	0.00
R0458301	\$31,600	\$31,600	\$31,600	\$31,600	\$31,600	\$0	0.00
R0458306	\$31,600	\$31,600	\$31,600	\$31,600	\$31,600	\$0	0.00
R0458542	\$43,608	\$43,608	\$43,608	N/A	N/A	7/1/2006 NEW GROWTH	N/A
R0458545	\$37,920	\$37,920	\$37,920	\$37,920	\$31,703	\$6,217	193.69
R0458546	\$37,920	\$37,920	\$37,920	\$37,920	\$31,703	\$6,217	193.69
R0458548	\$37,920	\$37,920	\$28,438	\$28,438	\$23,777	\$4,661	145.21
R0458549	\$37,920	\$37,920	\$28,438	\$28,438	\$23,777	\$4,661	145.21
R0458550	\$37,920	\$37,920	\$28,438	\$28,438	\$23,777	\$4,661	145.21
R0458551	\$37,920	\$37,920	\$28,438	\$28,438	\$23,777	\$4,661	145.21
R0458552	\$37,920	\$37,920	\$28,438	\$28,438	\$23,777	\$4,661	145.21
R0458553	\$37,920	\$37,920	\$28,438	\$28,438	\$23,777	\$4,661	145.21
R0458556	\$37,920	\$37,920	\$28,438	\$28,438	\$23,777	\$4,661	145.21
R0458563	\$37,920	\$37,920	\$28,438	\$28,438	\$23,777	\$4,661	145.21
R0458564	\$37,920	\$37,920	\$28,438	\$28,438	\$23,777	\$4,661	145.21
R0458565	\$37,920	\$37,920	\$28,438	\$28,438	\$23,777	\$4,661	145.21

Acct #	Assessor Value	CBOE Value	2006 Value Change After CBOE	Current 2006 Value After CBOE & 7/1 New Growth	Recommended Value	Value Difference from Current 2006 Value to BAA Stip 2006 Value	Tax Reduction
R0458566	\$37,920	\$37,920	\$28,438	\$28,438	\$23,777	\$4,661	145.21
R0458567	\$37,920	\$37,920	\$28,438	\$28,438	\$23,777	\$4,661	145.21
R0458572	\$43,608	\$43,608	\$43,608	\$43,608	\$36,458	\$7,150	222.76
R0458579	\$37,920	\$37,920	\$37,920	\$37,920	\$31,703	\$6,217	193.69
R0458581	\$37,920	\$37,920	\$37,920	\$37,920	\$31,703	\$6,217	193.69
R0458582	\$37,920	\$37,920	\$37,920	N/A	N/A	7/1/2006 NEW GROWTH	N/A
R0458583	\$37,920	\$37,920	\$37,920	\$37,920	\$31,702	\$6,218	193.72
R0458585	\$37,920	\$37,920	\$37,920	N/A	N/A	7/1/2006 NEW GROWTH	N/A
R0458586	\$37,920	\$37,920	\$37,920	\$37,920	\$31,703	\$6,217	193.69
R0458587	\$37,920	\$37,920	\$37,920	\$37,920	\$31,703	\$6,217	193.69
R0458589	\$37,920	\$37,920	\$37,920	N/A	N/A	7/1/2006 NEW GROWTH	N/A
R0458590	\$37,920	\$37,920	\$37,920	\$37,920	\$31,703	\$6,217	193.69
R0458591	\$37,920	\$37,920	\$37,920	\$37,920	\$31,703	\$6,217	193.69
R0458592	\$37,920	\$37,920	\$37,920	N/A	N/A	7/1/2006 NEW GROWTH	N/A
R0458594	\$43,608	\$43,608	\$43,608	\$43,608	\$36,458	\$7,150	222.76
R0458595	\$37,920	\$37,920	\$37,920	\$37,920	\$31,703	\$6,217	193.69
R0458596	\$37,920	\$37,920	\$37,920	\$37,920	\$31,703	\$6,217	193.69
R0458597	\$37,920	\$37,920	\$37,920	\$37,920	\$31,703	\$6,217	193.69
R0458598	\$37,920	\$37,920	\$37,920	\$37,920	\$31,703	\$6,217	193.69
R0458599	\$37,920	\$37,920	\$37,920	\$37,920	\$31,703	\$6,217	193.69
R0458600	\$37,920	\$37,920	\$37,920	\$37,920	\$31,703	\$6,217	193.69
R0458635	\$25,280	\$25,280	\$25,280	\$25,280	\$14,266	\$11,014	343.14
R0458636	\$25,280	\$25,280	\$25,280	\$25,280	\$14,266	\$11,014	343.14
R0458643	\$31,600	\$31,600	\$23,698	\$23,698	\$23,698	\$0	0.00
R0458644	\$31,600	\$31,600	\$23,698	\$23,698	\$23,698	\$0	0.00
R0458645	\$31,600	\$31,600	\$23,698	\$23,698	\$23,698	\$0	0.00
R0458646	\$31,600	\$31,600	\$23,698	\$23,698	\$23,698	\$0	0.00
R0458650	\$31,600	\$31,600	\$23,698	\$23,698	\$23,698	\$0	0.00
R0462455	\$33,580	\$33,580	\$33,580	\$33,580	\$33,580	\$0	0.00
R0462460	\$33,580	\$33,580	\$33,580	N/A	N/A	7/1/2006 NEW GROWTH	N/A
R0462461	\$46,000	\$46,000	\$46,000	N/A	N/A	7/1/2006 NEW GROWTH	N/A
R0462462	\$41,975	\$41,975	\$41,975	\$41,975	\$36,458	\$5,517	171.88
R0462463	\$41,975	\$41,975	\$41,975	N/A	N/A	7/1/2006 NEW GROWTH	N/A
R0462464	\$41,975	\$41,975	\$41,975	N/A	N/A	7/1/2006 NEW GROWTH	N/A
R0462465	\$41,975	\$41,975	\$41,975	N/A	N/A	7/1/2006 NEW GROWTH	N/A
R0462466	\$29,200	\$29,200	\$29,200	N/A	N/A	7/1/2006 NEW GROWTH	N/A
R0462467	\$21,900	\$21,900	\$21,900	\$21,900	\$14,266	\$7,634	237.83
R0462468	\$21,900	\$21,900	\$21,900	\$21,900	\$14,266	\$7,634	237.83
R0462469	\$21,900	\$21,900	\$21,900	\$21,900	\$14,266	\$7,634	237.83
R0462470	\$21,900	\$21,900	\$21,900	\$21,900	\$14,266	\$7,634	237.83
R0462471	\$21,900	\$21,900	\$21,900	\$21,900	\$14,266	\$7,634	237.83
R0462472	\$21,900	\$21,900	\$21,900	\$21,900	\$14,266	\$7,634	237.83
R0462473	\$21,900	\$21,900	\$21,900	\$21,900	\$14,266	\$7,634	237.83
R0462474	\$21,900	\$21,900	\$21,900	\$21,900	\$14,266	\$7,634	237.83
R0462475	\$21,900	\$21,900	\$21,900	\$21,900	\$14,266	\$7,634	237.83
R0462476	\$21,900	\$21,900	\$21,900	\$21,900	\$14,266	\$7,634	237.83
R0462477	\$21,900	\$21,900	\$21,900	\$21,900	\$14,266	\$7,634	237.83

Acct #	Assessor Value	CBOE Value	2006 Value Change After CBOE	Current 2006 Value After CBOE & 7/1 New Growth	Recommended Value	Value Difference from Current 2006 Value to BAA Stip 2006 Value	Tax Reduction
R0462478	\$21,900	\$21,900	\$21,900	\$21,900	\$14,266	\$7,634	237.83
R0462479	\$21,900	\$21,900	\$21,900	\$21,900	\$14,266	\$7,634	237.83
R0462480	\$21,900	\$21,900	\$21,900	\$21,900	\$15,851	\$6,049	188.45
R0462481	\$21,900	\$21,900	\$21,900	\$21,900	\$14,266	\$7,634	237.83
R0462482	\$29,200	\$29,200	\$29,200	\$29,200	\$14,266	\$14,934	465.26
R0462483	\$29,200	\$29,200	\$29,200	\$29,200	\$15,851	\$13,349	415.88
R0462484	\$29,200	\$29,200	\$29,200	\$29,200	\$28,533	\$667	20.78
R0462485	\$29,200	\$29,200	\$29,200	\$29,200	\$28,533	\$667	20.78
R0462486	\$29,200	\$29,200	\$29,200	\$29,200	\$28,533	\$667	20.78
R0462487	\$29,200	\$29,200	\$29,200	N/A	N/A	7/1/2006 NEW GROWTH	N/A
R0462488	\$29,200	\$29,200	\$29,200	N/A	N/A	7/1/2006 NEW GROWTH	N/A
R0462489	\$29,200	\$29,200	\$29,200	N/A	N/A	7/1/2006 NEW GROWTH	N/A
R0462490	\$29,200	\$29,200	\$29,200	N/A	N/A	7/1/2006 NEW GROWTH	N/A
R0462491	\$29,200	\$29,200	\$29,200	N/A	N/A	7/1/2006 NEW GROWTH	N/A
R0462492	\$29,200	\$29,200	\$29,200	N/A	N/A	7/1/2006 NEW GROWTH	N/A
R0462493	\$29,200	\$29,200	\$29,200	N/A	N/A	7/1/2006 NEW GROWTH	N/A
R0462494	\$29,200	\$29,200	\$29,200	N/A	N/A	7/1/2006 NEW GROWTH	N/A
R0462495	\$29,200	\$29,200	\$29,200	N/A	N/A	7/1/2006 NEW GROWTH	N/A
R0462496	\$29,200	\$29,200	\$29,200	N/A	N/A	7/1/2006 NEW GROWTH	N/A
R0462497	\$21,900	\$21,900	\$21,900	\$21,900	\$14,266	\$7,634	237.83
R0462498	\$21,900	\$21,900	\$21,900	\$21,900	\$14,266	\$7,634	237.83
R0462499	\$21,900	\$21,900	\$21,900	\$21,900	\$14,266	\$7,634	237.83
R0462500	\$21,900	\$21,900	\$21,900	\$21,900	\$14,266	\$7,634	237.83
R0462501	\$21,900	\$21,900	\$21,900	\$21,900	\$14,266	\$7,634	237.83
R0462502	\$21,900	\$21,900	\$21,900	\$21,900	\$14,266	\$7,634	237.83
R0462503	\$21,900	\$21,900	\$21,900	\$21,900	\$14,266	\$7,634	237.83
R0462504	\$21,900	\$21,900	\$21,900	\$21,900	\$14,266	\$7,634	237.83
R0462505	\$21,900	\$21,900	\$21,900	\$21,900	\$14,266	\$7,634	237.83
R0462506	\$21,900	\$21,900	\$21,900	\$21,900	\$14,266	\$7,634	237.83
R0462507	\$21,900	\$21,900	\$21,900	\$21,900	\$14,266	\$7,634	237.83
R0462508	\$21,900	\$21,900	\$21,900	\$21,900	\$14,266	\$7,634	237.83
R0462509	\$21,900	\$21,900	\$21,900	\$21,900	\$14,266	\$7,634	237.83
R0462510	\$29,200	\$29,200	\$29,200	N/A	N/A	7/1/2006 NEW GROWTH	N/A
R0462511	\$29,200	\$29,200	\$29,200	N/A	N/A	7/1/2006 NEW GROWTH	N/A
R0462512	\$29,200	\$29,200	\$29,200	N/A	N/A	7/1/2006 NEW GROWTH	N/A
R0462513	\$29,200	\$29,200	\$29,200	N/A	N/A	7/1/2006 NEW GROWTH	N/A
R0462514	\$29,200	\$29,200	\$29,200	N/A	N/A	7/1/2006 NEW GROWTH	N/A
R0462515	\$29,200	\$29,200	\$29,200	N/A	N/A	7/1/2006 NEW GROWTH	N/A
R0462516	\$29,200	\$29,200	\$29,200	\$29,200	\$14,266	\$14,934	465.26
R0462517	\$29,200	\$29,200	\$29,200	\$29,200	\$14,266	\$14,934	465.26
R0462518	\$29,200	\$29,200	\$29,200	\$29,200	\$14,266	\$14,934	465.26
R0462519	\$29,200	\$29,200	\$29,200	N/A	N/A	7/1/2006 NEW GROWTH	N/A
R0462520	\$40,000	\$40,000	\$40,000	N/A	N/A	7/1/2006 NEW GROWTH	N/A
R0462521	\$40,000	\$40,000	\$40,000	N/A	N/A	7/1/2006 NEW GROWTH	N/A
R0462522	\$40,000	\$40,000	\$40,000	N/A	N/A	7/1/2006 NEW GROWTH	N/A
R0462523	\$40,000	\$40,000	\$40,000	N/A	N/A	7/1/2006 NEW GROWTH	N/A
R0462524	\$29,200	\$29,200	\$29,200	N/A	N/A	7/1/2006 NEW GROWTH	N/A

Acct #	Assessor Value	CBOE Value	2006 Value Change After CBOE	Current 2006 Value After CBOE & 7/1 New Growth	Recommended Value	Value Difference from Current 2006 Value to BAA Stip 2006 Value	Tax Reduction
R0462525	\$29,200	\$29,200	\$29,200	N/A	N/A	7/1/2006 NEW GROWTH	N/A
R0462526	\$29,200	\$29,200	\$29,200	N/A	N/A	7/1/2006 NEW GROWTH	N/A
R0462527	\$40,000	\$40,000	\$40,000	N/A	N/A	7/1/2006 NEW GROWTH	N/A
R0462528	\$29,200	\$29,200	\$29,200	N/A	N/A	7/1/2006 NEW GROWTH	N/A
R0462529	\$29,200	\$29,200	\$29,200	N/A	N/A	7/1/2006 NEW GROWTH	N/A
R0462530	\$29,200	\$29,200	\$29,200	N/A	N/A	7/1/2006 NEW GROWTH	N/A
R0462531	\$29,200	\$29,200	\$29,200	N/A	N/A	7/1/2006 NEW GROWTH	N/A
R0462532	\$29,200	\$29,200	\$29,200	N/A	N/A	7/1/2006 NEW GROWTH	N/A
R0462533	\$29,200	\$29,200	\$29,200	N/A	N/A	7/1/2006 NEW GROWTH	N/A
R0462534	\$29,200	\$29,200	\$29,200	N/A	N/A	7/1/2006 NEW GROWTH	N/A
R0462535	\$29,200	\$29,200	\$29,200	N/A	N/A	7/1/2006 NEW GROWTH	N/A
R0462536	\$29,200	\$29,200	\$29,200	N/A	N/A	7/1/2006 NEW GROWTH	N/A
R0462537	\$29,200	\$29,200	\$29,200	N/A	N/A	7/1/2006 NEW GROWTH	N/A
R0462538	\$29,200	\$29,200	\$29,200	N/A	N/A	7/1/2006 NEW GROWTH	N/A
R0462539	\$29,200	\$29,200	\$29,200	N/A	N/A	7/1/2006 NEW GROWTH	N/A
R0462540	\$29,200	\$29,200	\$29,200	N/A	N/A	7/1/2006 NEW GROWTH	N/A
R0462541	\$29,200	\$29,200	\$29,200	N/A	N/A	7/1/2006 NEW GROWTH	N/A
R0462543	\$40,000	\$40,000	\$40,000	N/A	N/A	7/1/2006 NEW GROWTH	N/A
R0462544	\$40,000	\$40,000	\$40,000	N/A	N/A	7/1/2006 NEW GROWTH	N/A
R0462552	\$36,500	\$36,500	\$36,500	N/A	N/A	7/1/2006 NEW GROWTH	N/A
R0462553	\$29,200	\$29,200	\$29,200	N/A	N/A	7/1/2006 NEW GROWTH	N/A
R0462554	\$36,500	\$36,500	\$36,500	N/A	N/A	7/1/2006 NEW GROWTH	N/A
R0462555	\$29,200	\$29,200	\$29,200	N/A	N/A	7/1/2006 NEW GROWTH	N/A
R0462556	\$40,000	\$40,000	\$40,000	N/A	N/A	7/1/2006 NEW GROWTH	N/A
R0462557	\$36,500	\$36,500	\$36,500	N/A	N/A	7/1/2006 NEW GROWTH	N/A
R0462559	\$36,500	\$36,500	\$36,500	\$36,500	\$31,703	\$4,797	149.45
R0462560	\$29,200	\$29,200	\$29,200	\$29,200	\$29,200	\$0	0.00
R0462561	\$29,200	\$29,200	\$29,200	\$29,200	\$29,200	\$0	0.00
R0462562	\$36,500	\$36,500	\$36,500	\$36,500	\$31,703	\$4,797	149.45
R0462563	\$36,500	\$36,500	\$36,500	\$36,500	\$15,851	\$20,649	643.31
R0462684	\$32,850	\$32,850	\$32,850	\$32,850	\$31,703	\$1,147	35.73
R0462685	\$32,850	\$32,850	\$32,850	N/A	N/A	7/1/2006 NEW GROWTH	N/A
R0462686	\$32,850	\$32,850	\$32,850	\$32,850	\$31,703	\$1,147	35.73
R0462687	\$32,850	\$32,850	\$32,850	\$32,850	\$31,703	\$1,147	35.73
R0462688	\$32,850	\$32,850	\$32,850	N/A	N/A	7/1/2006 NEW GROWTH	N/A
R0462689	\$32,850	\$32,850	\$32,850	\$32,850	\$31,703	\$1,147	35.73
R0462690	\$32,850	\$32,850	\$32,850	\$32,850	\$31,703	\$1,147	35.73
R0462691	\$32,850	\$32,850	\$32,850	\$32,850	\$31,703	\$1,147	35.73
R0462692	\$32,850	\$32,850	\$32,850	\$32,850	\$31,703	\$1,147	35.73
R0462693	\$32,850	\$32,850	\$32,850	\$32,850	\$31,703	\$1,147	35.73
R0462706	\$32,850	\$32,850	\$32,850	N/A	N/A	7/1/2006 NEW GROWTH	N/A
R0462707	\$32,850	\$32,850	\$32,850	\$32,850	\$31,703	\$1,147	35.73
R0462708	\$32,850	\$32,850	\$32,850	\$32,850	\$31,703	\$1,147	35.73
R0462709	\$32,850	\$32,850	\$32,850	\$32,850	\$31,703	\$1,147	35.73
R0462710	\$32,850	\$32,850	\$32,850	\$32,850	\$31,703	\$1,147	35.73
R0462711	\$32,850	\$32,850	\$32,850	\$32,850	\$31,703	\$1,147	35.73
R0462712	\$32,850	\$32,850	\$32,850	\$32,850	\$31,703	\$1,147	35.73

Acct #	Assessor Value	CBOE Value	2006 Value Change After CBOE	Current 2006 Value After CBOE & 7/1 New Growth	Recommended Value	Value Difference from Current 2006 Value to BAA Stip 2006 Value	Tax Reduction
R0462730	\$29,200	\$29,200	\$29,200	\$29,200	\$15,851	\$13,349	415.88
R0462731	\$29,200	\$29,200	\$29,200	\$29,200	\$15,851	\$13,349	415.88
R0464405	\$25,280	\$25,280	\$25,280	N/A	N/A	7/1/2006 NEW GROWTH	N/A
R0464406	\$29,072	\$29,072	\$29,072	N/A	N/A	7/1/2006 NEW GROWTH	N/A
R0464407	\$29,072	\$29,072	\$29,072	N/A	N/A	7/1/2006 NEW GROWTH	N/A
R0464408	\$29,072	\$29,072	\$29,072	N/A	N/A	7/1/2006 NEW GROWTH	N/A
R0464409	\$29,072	\$29,072	\$29,072	N/A	N/A	7/1/2006 NEW GROWTH	N/A
R0464440	\$21,900	\$21,900	\$21,900	N/A	N/A	7/1/2006 NEW GROWTH	N/A
R0464441	\$31,600	\$31,600	\$31,600	\$31,600	\$31,600	\$0	0.00
R0464442	\$36,340	\$36,340	\$36,340	\$36,340	\$36,340	\$0	0.00
R0464449	\$31,600	\$31,600	\$23,698	\$23,698	\$23,698	\$0	0.00
R0464450	\$31,600	\$31,600	\$23,698	\$23,698	\$23,698	\$0	0.00
R0464451	\$31,600	\$31,600	\$23,698	\$23,698	\$23,698	\$0	0.00
R0464452	\$31,600	\$31,600	\$23,698	\$23,698	\$23,698	\$0	0.00
R0464453	\$31,600	\$31,600	\$23,698	\$23,698	\$23,698	\$0	0.00
R0464454	\$31,600	\$31,600	\$23,698	\$23,698	\$23,698	\$0	0.00
R0464458	\$36,340	\$36,340	\$36,340	N/A	N/A	7/1/2006 NEW GROWTH	N/A
R0464459	\$31,600	\$31,600	\$31,600	\$31,600	\$31,600	\$0	0.00
R0464460	\$31,600	\$31,600	\$31,600	\$31,600	\$31,600	\$0	0.00
R0464475	\$21,900	\$21,900	\$21,900	N/A	N/A	7/1/2006 NEW GROWTH	N/A
R0464476	\$21,900	\$21,900	\$21,900	N/A	N/A	7/1/2006 NEW GROWTH	N/A
R0464477	\$21,900	\$21,900	\$21,900	\$21,900	\$21,900	\$0	0.00
R0464478	\$21,900	\$21,900	\$21,900	\$21,900	\$15,851	\$6,049	188.45
R0464479	\$21,900	\$21,900	\$21,900	\$21,900	\$15,851	\$6,049	188.45
R0464480	\$21,900	\$21,900	\$21,900	\$21,900	\$15,851	\$6,049	188.45
R0464481	\$21,900	\$21,900	\$21,900	\$21,900	\$15,851	\$6,049	188.45
R0464482	\$21,900	\$21,900	\$21,900	\$21,900	\$15,851	\$6,049	188.45
R0464483	\$21,900	\$21,900	\$21,900	\$21,900	\$15,851	\$6,049	188.45
R0464484	\$21,900	\$21,900	\$21,900	\$21,900	\$15,851	\$6,049	188.45
R0464485	\$31,600	\$31,600	\$23,698	\$23,698	\$23,698	\$0	0.00
R0464486	\$31,600	\$31,600	\$23,698	\$23,698	\$23,698	\$0	0.00
R0464487	\$31,600	\$31,600	\$23,698	\$23,698	\$23,698	\$0	0.00
Totals	\$11,009,146	\$11,009,146	\$10,715,203	\$7,809,180	\$6,739,116	\$1,070,064	\$33,337.52